

# **Mobile World Investment Corporation**

Interim consolidated financial statements

For the six-month period ended 30 June 2025



**Shape the future  
with confidence**

# Mobile World Investment Corporation

## CONTENTS

	<i>Pages</i>
General information	1
Report of management	2
Report on review of interim consolidated financial statements	3 - 4
Interim consolidated balance sheet	5 - 6
Interim consolidated income statement	7
Interim consolidated cash flow statement	8 - 9
Notes to the interim consolidated financial statements	10 - 41

# Mobile World Investment Corporation

## GENERAL INFORMATION

### THE COMPANY

Mobile World Investment Corporation ("the Company") is a shareholding company incorporated under the Law on Enterprise of Vietnam pursuant to the Enterprise Registration Certificate ("ERC") No. 0306731335 issued by the Department of Planning and Investment (the "DPI") of Binh Duong Province on 16 January 2009, and its latest amended 35<sup>th</sup> ERC dated 18 July 2025.

The Company's shares were listed on the Ho Chi Minh City Stock Exchange ("HOSE") with code "MWG" in accordance with the Decision No. 253/QĐ-SGDHCM issued by the HOSE on 7 July 2014.

The current principal activities of the Company and its subsidiaries ("the Group") are mainly trading, providing repair and maintenance services of phones, information technology equipment, mobile phone and related accessories under the brand of The Gioi Di Dong, commercial electronic equipment under the brand of Dien May Xanh and foods, meats, vegetables, beverages and other groceries under the brand of Bach Hoa Xanh.

The Company's head office is located at No. 222, Yersin Street, Thu Dau Mot Ward, Ho Chi Minh City, Vietnam and operating office is located at MWG Tower, Lot T2-1.2, D1 Street, Saigon Hi-tech Park, Ho Chi Minh City, Vietnam.

### BOARD OF DIRECTORS

Members of the Board of Directors during the period and at the date of this report are:

Mr Nguyen Duc Tai	Chairman	
Mr Pham Van Trong	Executive member	appointed on 26 April 2025
Mr Vu Dang Linh	Executive member	appointed on 26 April 2025
Mr Doan Van Hieu Em	Executive member	
Mr Tran Huy Thanh Tung	Executive member	term ended on 26 April 2025
Mr Dang Minh Luom	Executive member	term ended on 26 April 2025
Mr Thomas Lanyi	Non-executive member	
Mr Robert Willett	Non-executive member	
Mr Nguyen Tien Trung	Independence member	
Mr Do Tien Si	Independence member	
Mr Dao The Vinh	Independence member	term ended on 26 April 2025

### BOARD OF AUDIT COMMITTEE

Members of the Board of Audit committee during the period and at the date of this report are:

Mr Nguyen Tien Trung	Chairman	
Mr Do Tien Si	Member	appointed on 13 May 2025
Mr Dao The Vinh	Member	term ended on 13 May 2025

### MANAGEMENT

Members of the Management during the period and at the date of this report are:

Mr Vu Dang Linh	General Director	appointed on 3 April 2025
	Finance Director	resigned on 3 April 2025
Ms Ly Tran Kim Ngan	Chief Accountant	
Mr Tran Huy Thanh Tung	General Director	resigned on 3 April 2025

### LEGAL REPRESENTATIVES

The legal representatives of the Company during the period and at the date of this report are:

Mr Vu Dang Linh	appointed on 3 April 2025
Mr Tran Huy Thanh Tung	resigned on 3 April 2025

### AUDITORS

The auditor of the Company is Ernst & Young Vietnam Limited.



# Mobile World Investment Corporation

## REPORT OF MANAGEMENT

Management of Mobile World Investment Corporation ("the Company") is pleased to present this report and the interim consolidated financial statements of the Company and its subsidiaries ("the Group") for the six-month ended 30 June 2025.

### MANAGEMENT'S RESPONSIBILITY IN RESPECT OF THE INTERIM CONSOLIDATED FINANCIAL STATEMENTS

Management is responsible for the interim consolidated financial statements of each financial period which give a true and fair view of the interim consolidated financial position of the Group and of the interim consolidated results of its operations and its interim consolidated cash flows for the period. In preparing those interim consolidated financial statements, management is required to:

- ▶ select suitable accounting policies and then apply them consistently;
- ▶ make judgements and estimates that are reasonable and prudent;
- ▶ state whether applicable accounting standards have been followed, subject to any material departures disclosed and explained in the interim consolidated financial statements; and
- ▶ prepare the interim consolidated financial statements on the going concern basis unless it is inappropriate to presume that the Group will continue its business.

Management is responsible for ensuring that proper accounting records are kept which disclose, with reasonable accuracy at any time, the interim consolidated financial position of the Group and to ensure that the accounting records comply with the applied accounting system. It is also responsible for safeguarding the assets of the Group and hence for taking reasonable steps for the prevention and detection of fraud and other irregularities.

Management confirmed that it has complied with the above requirements in preparing the accompanying interim consolidated financial statements.

### STATEMENT BY MANAGEMENT

Management does hereby state that, in its opinion, the accompanying interim consolidated financial statements give a true and fair view of the interim consolidated financial position of the Group as at 30 June 2025 and of the interim consolidated results of its operations and its interim consolidated cash flows for the six-month then ended in accordance with Vietnamese Accounting Standards, Vietnamese Enterprise Accounting System and the statutory requirements relevant to the preparation and presentation of the interim consolidated financial statements.

For and on behalf of management:



Vu Dang Linh  
General Director

Ho Chi Minh City, Vietnam

28 August 2025





Shape the future  
with confidence

Ernst & Young Vietnam Limited  
2 Hai Trieu Street, Sai Gon Ward  
Ho Chi Minh City, Vietnam

Tel: +84 28 3824 5252  
Email: eyhcmc@vn.ey.com  
Website (EN): ey.com/en\_vn  
Website (VN): ey.com/vi\_vn

Reference: 11660300/68620270/HN-LR

## REPORT ON REVIEW OF INTERIM CONSOLIDATED FINANCIAL STATEMENTS

**To: The Shareholders and Board of Directors of Mobile World Investment Corporation**

We have reviewed the accompanying interim consolidated financial statements of Mobile World Investment Corporation ("the Company") and its subsidiaries ("the Group") as prepared on 28 August 2025 and set out on pages 5 to 41, which comprise the interim consolidated balance sheet as at 30 June 2025, and the interim consolidated income statement and interim consolidated cash flow statement for the six-month period then ended and the notes thereto.

### ***Management's responsibility***

The Group's management is responsible for the preparation and fair presentation of these interim consolidated financial statements in accordance with Vietnamese Accounting Standards, Vietnamese Enterprise Accounting System and the statutory requirements relevant to the preparation and presentation of the interim consolidated financial statements, and for such internal control as management determines is necessary to enable the preparation and presentation of the interim consolidated financial statements that are free from material misstatement, whether due to fraud or error.

### ***Auditors' responsibility***

Our responsibility is to express a conclusion on the interim consolidated financial statements based on our review. We conducted our review in accordance with Vietnamese Standard on Review Engagements No. 2410 - Review of Interim Financial Information Performed by the Independent Auditor of the Entity.

A review of interim consolidated financial information consists of making inquiries, primarily of persons responsible for financial and accounting matters, and applying analytical and other review procedures. A review is substantially less in scope than an audit conducted in accordance with Vietnamese Standards on Auditing and consequently does not enable us to obtain assurance that we would become aware of all significant matters that might be identified in an audit. Accordingly, we do not express an audit opinion.



Shape the future  
with confidence

### **Conclusion**

Based on our review, nothing has come to our attention that causes us to believe that the accompanying interim consolidated financial statements do not give a true and fair view, in all material respects, of the interim consolidated financial position of the Group as at 30 June 2025, and of the interim consolidated results of its operations and its interim consolidated cash flows for the six-month period then ended in accordance with Vietnamese Accounting Standards, Vietnamese Enterprise Accounting System and the statutory requirements relevant to preparation and presentation of the interim consolidated financial statements.

**Ernst & Young Vietnam Limited**



Trần Nam Dũng  
Deputy General Director  
Audit Practicing Registration Certificate  
No. 3021-2024-004-1

Ho Chi Minh City, Vietnam

28 August 2025

INTERIM CONSOLIDATED BALANCE SHEET  
as at 30 June 2025

VND


Code	ASSETS	Notes	30 June 2025	31 December 2024
<b>100</b>	<b>A. CURRENT ASSETS</b>		<b>75,933,600,138,863</b>	<b>65,836,422,620,040</b>
<b>110</b>	<b>I. Cash and cash equivalents</b>	<b>4</b>	<b>6,030,067,748,439</b>	<b>4,897,331,540,730</b>
111	1. Cash		5,730,067,748,439	4,697,331,540,730
112	2. Cash equivalents		300,000,000,000	200,000,000,000
<b>120</b>	<b>II. Short-term investment</b>		<b>34,303,249,939,745</b>	<b>29,324,441,756,320</b>
123	1. Held-to-maturity investment	5.1	34,303,249,939,745	29,324,441,756,320
<b>130</b>	<b>III. Current accounts receivable</b>		<b>11,374,184,436,260</b>	<b>8,825,896,224,771</b>
131	1. Short-term trade receivables	6	307,952,455,563	241,405,396,887
132	2. Short-term advances to suppliers	7	38,235,583,466	115,888,383,111
135	3. Short-term loan receivables	8	7,929,000,000,000	6,037,714,596,101
136	4. Other short-term receivables	9	3,098,996,397,231	2,430,887,848,672
<b>140</b>	<b>IV. Inventories</b>	<b>10</b>	<b>23,691,724,133,318</b>	<b>22,244,676,326,705</b>
141	1. Inventories		24,132,788,913,496	22,667,774,012,643
149	2. Provision for obsolete inventories		(441,064,780,178)	(423,097,685,938)
<b>150</b>	<b>V. Other current assets</b>		<b>534,373,881,101</b>	<b>544,076,771,514</b>
151	1. Short-term prepaid expenses	11	423,603,576,561	390,391,360,669
152	2. Value-added tax deductible		97,059,486,732	121,055,116,270
153	3. Tax and other receivables from the State		13,710,817,808	32,630,294,575
<b>200</b>	<b>B. NON-CURRENT ASSETS</b>		<b>5,067,799,108,905</b>	<b>4,601,353,101,564</b>
<b>210</b>	<b>I. Long-term receivables</b>		<b>392,831,179,367</b>	<b>389,707,802,472</b>
216	1. Other long-term receivables	12	392,831,179,367	389,707,802,472
<b>220</b>	<b>II. Fixed assets</b>		<b>2,977,795,755,305</b>	<b>3,586,628,664,045</b>
221	1. Tangible fixed assets	13	2,917,004,523,997	3,523,161,097,906
222	Cost		19,477,127,305,514	19,174,626,383,752
223	Accumulated depreciation		(16,560,122,781,517)	(15,651,465,285,846)
227	2. Intangible fixed assets	14	60,791,231,308	63,467,566,139
228	Cost		90,297,772,827	90,297,772,827
229	Accumulated amortisation		(29,506,541,519)	(26,830,206,688)
<b>240</b>	<b>III. Long-term assets in progress</b>		<b>106,485,757,231</b>	<b>24,526,423,340</b>
242	1. Construction in progress	15	106,485,757,231	24,526,423,340
<b>250</b>	<b>IV. Long-term investments</b>		<b>1,211,059,390,404</b>	<b>242,035,797,830</b>
252	1. Investments in jointly controlled entities	16	361,059,390,404	242,035,797,830
255	2. Held-to-maturity investments	5.2	850,000,000,000	-
<b>260</b>	<b>V. Other long-term assets</b>		<b>379,627,026,598</b>	<b>358,454,413,877</b>
261	1. Long-term prepaid expenses	11	79,314,425,325	68,471,833,530
262	2. Deferred tax asset	29.3	300,312,601,273	289,982,580,347
<b>270</b>	<b>TOTAL ASSETS</b>		<b>81,001,399,247,768</b>	<b>70,437,775,721,604</b>





INTERIM CONSOLIDATED BALANCE SHEET (continued)  
as at 30 June 2025

VND

Code	RESOURCES	Notes	30 June 2025	31 December 2024
<b>300</b>	<b>C. LIABILITIES</b>		<b>50,985,234,350,916</b>	<b>42,316,198,897,749</b>
<b>310</b>	<b>I. Current liabilities</b>		<b>50,985,234,350,916</b>	<b>42,316,198,897,749</b>
311	1. Short-term trade payables	18	11,117,854,372,886	9,179,636,054,558
312	2. Short-term advances from customers		91,483,894,773	90,966,314,915
313	3. Statutory obligations	17	660,306,946,755	691,059,561,096
314	4. Payables to employees		254,498,322,631	649,999,685,139
315	5. Short-term accrued expenses	19	4,373,197,556,419	3,357,568,974,136
318	6. Short-term unearned revenues	20	33,327,027,697	51,807,612,125
319	7. Other short-term payables	21	2,838,467,612,671	924,674,307,090
320	8. Short-term loans	22	31,537,973,205,989	27,300,246,721,779
321	9. Short-term provision		78,125,411,095	70,239,666,911
<b>400</b>	<b>D. OWNERS' EQUITY</b>		<b>30,016,164,896,852</b>	<b>28,121,576,823,855</b>
<b>410</b>	<b>I. Capital</b>		<b>30,016,164,896,852</b>	<b>28,121,576,823,855</b>
411	1. Share capital	23.1	14,796,931,770,000	14,622,441,770,000
411a	- Shares with voting rights		14,796,931,770,000	14,622,441,770,000
412	2. Share premium	23.1	558,110,430,986	558,110,430,986
415	3. Treasury shares	23.1	(10,841,290,000)	(7,599,680,000)
417	4. Foreign exchange differences reserve	23.1	-	2,458,384,629
421	5. Undistributed earnings	23.1	14,297,771,841,487	12,582,145,266,842
421a	- Undistributed earnings by the end of prior period		11,103,688,503,842	8,860,276,825,181
421b	- Undistributed earnings of current period		3,194,083,337,645	3,721,868,441,661
429	6. Non-controlling interests	23.1	374,192,144,379	364,020,651,398
<b>440</b>	<b>TOTAL LIABILITIES AND OWNERS' EQUITY</b>		<b>81,001,399,247,768</b>	<b>70,437,775,721,604</b>

  
Vo Thi Phuong Thao  
Preparer

  
Ly Tran Kim Ngan  
Chief Accountant

  
Vu Dang Linh  
General Director

Ho Chi Minh City, Vietnam

28 August 2025


INTERIM CONSOLIDATED INCOME STATEMENT  
for the six-month period ended 30 June 2025

VND

Code	ITEMS	Notes	For the six-month period ended 30 June 2025	For the six-month period ended 30 June 2024
01	1. Revenues from sale of goods and rendering of services	24.1	74,177,074,158,082	66,069,608,375,906
02	2. Deductions	24.1	(422,147,079,903)	(449,044,992,387)
10	3. Net revenues from sale of goods and rendering of services	24.1	73,754,927,078,179	65,620,563,383,519
11	4. Cost of goods sold and services rendered	28	(58,985,815,802,818)	(51,600,233,270,920)
20	5. Gross profits from sale of goods and rendering of services		14,769,111,275,361	14,020,330,112,599
21	6. Finance income	24.2	1,462,125,914,896	1,165,418,234,327
22	7. Finance expenses	25	(741,477,631,349)	(668,953,020,083)
23	- In which: Interest expenses		(697,971,332,538)	(510,069,580,999)
24	8. Shares of profit (loss) of jointly controlled entity	16	14,251,405,074	(47,166,852,025)
25	9. Selling expenses	26, 28	(9,106,289,548,951)	(9,877,779,339,319)
26	10. General and administrative expenses	26, 28	(2,416,265,880,696)	(1,681,792,004,268)
30	11. Operating profit		3,981,455,534,335	2,910,057,131,231
31	12. Other income		13,273,926,388	10,896,948,317
32	13. Other expenses	27	(31,863,318,127)	(198,707,721,075)
40	14. Other loss		(18,589,391,739)	(187,810,772,758)
50	15. Accounting profit before tax		3,962,866,142,596	2,722,246,358,473
51	16. Current corporate income tax expense	29.1	(767,833,273,935)	(652,010,179,411)
52	17. Deferred tax income	29.3	10,330,020,925	5,121,421,828
60	18. Net profit after tax		3,205,362,889,586	2,075,357,600,890
61	19. Net profit after tax attributable to shareholders of the parent		3,194,083,337,645	2,074,714,080,022
62	20. Net profit after tax attributable to non-controlling interests		11,279,551,941	643,520,868
70	21. Basic earnings per share	30	2,175	1,419
71	22. Diluted earnings per share	30	2,175	1,419

  
Vo Thi Phuong Thao  
Preparer

  
Ly Tran Kim Ngan  
Chief Accountant

  
Vu Dang Linh  
General Director

Ho Chi Minh City, Vietnam

28 August 2025



INTERIM CONSOLIDATED CASH FLOW STATEMENT  
for the six-month period ended 30 June 2025

VND

Code	ITEMS	Notes	For the six-month period ended 30 June 2025	For the six-month period ended 30 June 2024
	<b>I. CASH FLOWS FROM OPERATING ACTIVITIES</b>			
<b>01</b>	<b>Accounting profit before tax</b>		<b>3,962,866,142,596</b>	<b>2,722,246,358,473</b>
	<i>Adjustments for:</i>			
02	Depreciation and amortisation of fixed assets	13, 14	998,218,854,145	1,397,716,625,133
03	Provision		25,852,838,424	73,603,003,091
04	Foreign exchange losses arisen from revaluation of monetary accounts denominated in foreign currency		30,292,014,538	146,624,758,616
05	Profits from investing activities		(1,359,584,070,414)	(818,810,683,269)
06	Interest expenses	25	697,971,332,538	510,069,580,999
<b>08</b>	<b>Operating profit before changes in working capital</b>		<b>4,355,617,111,827</b>	<b>4,031,449,643,043</b>
09	Increase in receivables		(251,655,781,196)	(212,593,773,493)
10	(Increase) decrease in inventories		(1,464,285,115,651)	709,677,383,848
11	Increase in payables		2,743,269,838,310	3,714,233,017,231
12	(Increase) decrease in prepaid expenses		(44,054,807,687)	100,750,911,946
14	Interest paid		(637,150,308,989)	(513,936,461,423)
15	Corporate income tax paid	17	(769,545,412,723)	(362,173,377,628)
<b>20</b>	<b>Net cash flows from operating activities</b>		<b>3,932,195,523,891</b>	<b>7,467,407,343,524</b>
	<b>II. CASH FLOWS FROM INVESTING ACTIVITIES</b>			
21	Purchase and construction of fixed assets		(419,034,267,097)	(47,980,625,710)
22	Proceeds from disposals of fixed assets		2,510,773,783	33,596,658,291
23	Loan to another entities and term deposits		(26,284,835,871,126)	(25,743,622,507,645)
24	Collections term deposits and bonds		18,564,742,283,802	17,805,847,924,012
25	Payments for investments in jointly controlled entity		(104,772,187,500)	-
27	Interest and dividends received		986,674,074,601	1,354,419,113,763
28	Payments for non-controlling interests		(1,108,058,960)	(581,730,951)
<b>30</b>	<b>Net cash flows used in investing activities</b>		<b>(7,255,823,252,497)</b>	<b>(6,598,321,168,240)</b>



VND

Code	ITEMS	Notes	For the six-month period ended 30 June 2025	For the six-month period ended 30 June 2024
31	<b>III. CASH FLOWS FROM FINANCING ACTIVITIES</b> Issuance of new shares and capital contribution from non-controlling interest	23.1	174,490,000,000	1,778,505,252,669
32	Shares repurchased	23.1	(3,241,610,000)	(4,830,000,000)
33	Drawdown of borrowings	22	42,216,199,765,465	35,330,111,302,315
34	Repayment of borrowings	22	(37,931,198,281,255)	(37,562,115,029,788)
40	<b>Net cash flows from (used in) financing activities</b>		<b>4,456,249,874,210</b>	<b>(458,328,474,804)</b>
50	<b>Net increase in cash and cash equivalents for the period</b>		<b>1,132,622,145,604</b>	<b>410,757,700,480</b>
60	<b>Cash and cash equivalents at beginning of period</b>		<b>4,897,331,540,730</b>	<b>5,365,704,857,172</b>
61	Impact of exchange rate fluctuation		114,062,105	241,384
70	<b>Cash and cash equivalents at end of period</b>	<b>4</b>	<b>6,030,067,748,439</b>	<b>5,776,462,799,036</b>

Vu Dang Linh  
General Director

28 August 2025

NOTES TO THE INTERIM CONSOLIDATED FINANCIAL STATEMENTS  
as at 30 June 2025 and for the six-month period then ended

**1. CORPORATE INFORMATION**

Mobile World Investment Corporation ("the Company") is a shareholding company incorporated under the Law on Enterprise of Vietnam pursuant to the Enterprise Registration Certificate ("ERC") No. 0306731335 issued by the Department of Planning and Investment (the "DPI") of Binh Duong Province on 16 January 2009, and its latest amended 35<sup>th</sup> ERC dated 18 July 2025.

The Company's shares were listed on the Ho Chi Minh City Stock Exchange ("HOSE") with code "MWG" in accordance with the Decision No. 253/QD-SGDHCM issued by the HOSE on 7 July 2014.

The current principal activities of the Company and its subsidiaries ("the Group") are trading, providing repair and maintenance services of phones, information technology equipment, mobile phone and related accessories under the brand of The Gioi Di Dong, commercial electronic equipment under the brand of Dien May Xanh and foods, meats, vegetables, beverages and other groceries under the brand of Bach Hoa Xanh.

The Company's normal course of business cycle is 12 months.

The Company's head office is located at No. 222, Yersin Street, Thu Dau Mot Ward, Ho Chi Minh City, Vietnam and operating office is located at MWG Tower, Lot T2-1.2, D1 Street, Saigon Hi-tech Park, Ho Chi Minh City, Vietnam.

The number of the Group's employees as at 30 June 2025 was 61,779 (31 December 2024: 63,132).

NOTES TO THE INTERIM CONSOLIDATED FINANCIAL STATEMENTS (continued)  
as at 30 June 2025 and for the six-month period then ended

# 1. CORPORATE INFORMATION (continued)

## Corporate structure

The Group has 10 subsidiaries and 1 jointly controlled entity, which are consolidated into the Group's consolidated financial statements .

Name of subsidiary	Location	Business	Operating status	Ownership (%)	
				30 June 2025	31 December 2024
<b>Direct subsidiaries</b>					
(1) The Gioi Di Dong Joint Stock Company	Ho Chi Minh City, Vietnam	Trading of electronic equipment	Operating	99.95	99.95
(2) Bach Hoa Xanh Technology and Investment Joint Stock Company	Ho Chi Minh City, Vietnam	Holding	Operating	94.99	94.99
(3) Tran Anh Digital World Joint Stock Company (*)	Ha Noi City, Vietnam	Trading of electronic equipment	Closed	99.33	99.33
(4) The Gioi Di Dong Information Technology Limited Company	Ho Chi Minh City, Vietnam	Information technology	Operating	100.00	100.00
(5) 4K Farm Joint Stock Company (*)	Ho Chi Minh City, Vietnam	Agriculture	Closed	99.99	99.99
(6) Fully Trusted Logistics Joint Stock Company (*)	Ho Chi Minh City, Vietnam	Logistics	Closed	-	-
(7) Conscientious Installation - Repair - Mainternance Service Joint Stock Company	Ho Chi Minh City, Vietnam	Repairing of machinery, equipment	Operating	99.99	99.99
<b>Indirect subsidiaries</b>					
(8) Bach Hoa Xanh Trading Joint Stock Company	Ho Chi Minh City, Vietnam	Trading of food	Operating	99.96	99.95
(9) An Khang Pharma Pharmacy Joint Stock Company	Ho Chi Minh City, Vietnam	Pharma Retail	Operating	99.99	99.99
(10) MWG (Cambodia) Co., Ltd (*)	Phnom Penh, Cambodia	Trading of electronic equipment	Closed	99.95	99.95
<b>Jointly controlled entity</b>					
(11) PT Era Blu Elektronik	Indonesia	Trading of electronic equipment	Operating	45.00	45.00

(\*) As of the reporting date, these companies are in the process of completing the necessary procedures for dissolution.



NOTES TO THE INTERIM CONSOLIDATED FINANCIAL STATEMENTS (continued)  
as at 30 June 2025 and for the six-month period then ended

## 2. BASIS OF PREPARATION

### 2.1 *Accounting standards and system*

The interim consolidated financial statements of the Group, expressed in Vietnam dong ("VND"), are prepared in accordance with Vietnamese Enterprise Accounting System, Vietnamese Accounting Standard No. 27 - Interim Financial Reporting and other Vietnamese Accounting Standards issued by the Ministry of Finance as per the:

- ▶ Decision No. 149/2001/QĐ-BTC dated 31 December 2001 on the Issuance and Promulgation of Four Vietnamese Accounting Standards (Series 1);
- ▶ Decision No. 165/2002/QĐ-BTC dated 31 December 2002 on the Issuance and Promulgation of Six Vietnamese Accounting Standards (Series 2);
- ▶ Decision No. 234/2003/QĐ-BTC dated 30 December 2003 on the Issuance and Promulgation of Six Vietnamese Accounting Standards (Series 3);
- ▶ Decision No. 12/2005/QĐ-BTC dated 15 February 2005 on the Issuance and Promulgation of Six Vietnamese Accounting Standards (Series 4); and
- ▶ Decision No. 100/2005/QĐ-BTC dated 28 December 2005 on the Issuance and Promulgation of Four Vietnamese Accounting Standards (Series 5).

Accordingly, the accompanying consolidated financial statements, including their utilisation are not designed for those who are not informed about Vietnam's accounting principles, procedures and practices and furthermore are not intended to present the financial position, the results of operations and cash flows in accordance with accounting principles and practices generally accepted in countries other than Vietnam.

### 2.2 *Applied accounting documentation system*

The Group's applied accounting documentation system is the General Journal system.

### 2.3 *Fiscal year*

The Group's fiscal year applicable for the preparation of its consolidated financial statements starts on 1 January and ends on 31 December.

### 2.4 *Accounting currency*

The interim consolidated financial statements are prepared in VND which is also the Group's accounting currency.

### 2.5 *Basis of consolidation*

The interim consolidated financial statements comprise the interim financial statements of the parent Company and its subsidiaries for the six-month period ended 30 June 2025.

Subsidiaries are fully consolidated from the date of acquisition, being the date on which the Group obtains control, and continued to be consolidated until the date that such control ceases.

The interim financial statements of subsidiaries are prepared for the same reporting period as the parent company, using consistent accounting policies.

All intra-company balances, income and expenses and unrealised gains or losses result from intra-company transactions are eliminated in full.

Non-controlling interests represent the portion of profit or loss and net assets not held by the Group and are presented separately in the interim consolidated income statement and within equity in the interim consolidated balance sheet, separately from parent shareholders' equity.

Impact of change in the ownership interest of a subsidiary, without a loss of control, is recorded in retained earnings.

NOTES TO THE INTERIM CONSOLIDATED FINANCIAL STATEMENTS (continued)  
as at 30 June 2025 and for the six-month period then ended

### 3. SUMMARY OF SIGNIFICANT ACCOUNTING POLICIES

#### 3.1 Cash and cash equivalents

Cash and cash equivalents comprise cash on hand, cash in banks and short-term, highly liquid investments with an original maturity of less than three months that are readily convertible into known amounts of cash and that are subject to an insignificant risk of change in value.

#### 3.2 Inventories

Inventories are stated at the lower of cost which comprises all costs of purchase and other direct costs incurred in bringing each product to its present location and condition, and net realisable value.

Net realisable value represents the estimated selling price in the ordinary course of business less the estimated costs to complete and the estimated costs necessary to make the sale.

The perpetual method is used to record inventories, which are valued as follows:

Mobile phones and laptops	-	actual cost on a specific identification basis
Digital and electronic equipment	-	actual cost on a specific identification basis
Accessories	-	actual cost on a weighted average basis
Household appliances	-	actual cost on a weighted average basis
Dried food, fresh food, drinks and grocery merchandise	-	actual cost on a weighted average basis
Cosmetics	-	actual cost on a weighted average basis
Others	-	actual cost on a weighted average basis.

##### *Provision for obsolete inventories*

An inventories provision is created for the estimated loss arising due to the impairment of value (through diminution, damage, obsolescence, etc.) of inventories owned by the Group, based on appropriate evidence of impairment available at the interim consolidated balance sheet date.

Increases or decreases to the provision balance are recorded into the cost of goods sold account in the interim consolidated income statement.

#### 3.3 Receivables

Receivables are presented in the interim consolidated financial statements at the carrying amounts due from customers and other debtors, after provision for doubtful debts.

The provision for doubtful debts represents amounts of outstanding receivables at the balance sheet date which are doubtful of being recovered. Increases or decreases to the provision balance are recorded as general and administrative expense in the interim consolidated income statement.

#### 3.4 Tangible fixed assets

Tangible fixed assets are stated at cost less accumulated depreciation.

The cost of a tangible fixed asset comprises its purchase price and any directly attributable costs of bringing the tangible fixed asset to working condition for its intended use.

Expenditures for additions, improvements and renewals are added to the carrying amount of the assets and expenditures for maintenance and repairs are charged to the interim consolidated income statement as incurred.

When tangible fixed assets are sold or retired, any gain or loss resulting from their disposal (the difference between the net disposal proceeds and the carrying amount) is included in the interim consolidated income statement.



NOTES TO THE INTERIM CONSOLIDATED FINANCIAL STATEMENTS (continued)  
as at 30 June 2025 and for the six-month period then ended

### 3. SUMMARY OF SIGNIFICANT ACCOUNTING POLICIES (continued)

#### 3.5 *Leased assets*

The determination of whether an arrangement is, or contains a lease is based on the substance of the arrangement at inception date and requires an assessment of whether the fulfilment of the arrangement is dependent on the use of a specific asset and the arrangement conveys a right to use the asset.

A lease is classified as a finance lease whenever the terms of the lease transfer substantially all the risks and rewards of ownership of the asset to the lessee. All other leases are classified as operating leases.

*Where the Group is the lessee*

Rentals under operating leases are charged to the interim consolidated income statement on a straight-line basis over the lease term.

#### 3.6 *Intangible fixed assets*

Intangible fixed assets are stated at cost less accumulated amortisation.

The cost of an intangible fixed asset comprises its purchase price and any directly attributable costs of preparing the intangible fixed asset for its intended use.

Expenditures for additions, improvements are added to the carrying amount of the assets and other expenditures are charged to the interim consolidated income statement as incurred.

When intangible fixed assets are sold or retired, any gain or loss resulting from their disposal (the difference between the net disposal proceeds and the carrying amount) is included in the interim consolidated income statement.

*Land use rights*

Land use rights are recorded as intangible fixed assets when the Company has the land use rights certificates. The costs of land use rights comprise all directly attributable costs of bringing the land to the condition available for use and is not amortised as having indefinite useful life.

#### 3.7 *Depreciation and amortisation*

Depreciation of tangible fixed assets and amortisation of intangible fixed assets are calculated on a straight-line basis over the estimated useful life of each asset as follows:

Building and structures	5 years
Computer software	4 years
Brand name	10 years
Means of transportation	6 years
Office equipment	3 - 8 years

#### 3.8 *Borrowing costs*

Borrowing costs consist of interest and other costs that an entity incurs in connection with the borrowing of funds and are recorded as expense in the interim consolidated income statement during the period in which they are incurred.



NOTES TO THE INTERIM CONSOLIDATED FINANCIAL STATEMENTS (continued)  
as at 30 June 2025 and for the six-month period then ended

**3. SUMMARY OF SIGNIFICANT ACCOUNTING POLICIES (continued)**

**3.9 Prepaid expenses**

Prepaid expenses are reported as short-term or long-term prepaid expenses on the interim consolidated balance sheet and amortised over the period for which the amounts are paid or the period in which economic benefits are generated in relation to these expenses.

The following types of expenses are recorded as long-term prepaid expense and are amortised to the interim consolidated income statement:

- ▶ Prepaid rental;
- ▶ Stores's layouts;
- ▶ Tools and supplies; and
- ▶ Others.

**3.10 Business combinations and goodwill**

Business combinations are accounted for using the purchase method. The cost of a business combination is measured as the fair value of assets given, equity instruments issued and liabilities incurred or assumed at the date of exchange plus any costs directly attributable to the business combination. Identifiable assets and liabilities and contingent liabilities assumed in a business combination are measured initially at fair values at the date of business combination.

Goodwill acquired in a business combination is initially measured at cost being the excess of the cost the business combination over the Group's interest in the net fair value of the acquiree's identifiable assets, liabilities and contingent liabilities. If the cost of a business combination is less than the fair value of the net assets of the subsidiary acquired, the difference is recognised directly in the interim consolidated income statement. After initial recognition, goodwill is measured at cost less any accumulated amortisation. Goodwill is amortised over 10-year period on a straight-line basis. The parent company conducts the periodical review for impairment of goodwill of investment in subsidiaries. If there are indicators of impairment loss incurred is higher than the yearly allocated amount of goodwill on the straight-line basis, the higher amount will be recorded in the interim consolidated income statement.

**3.11 Investments**

*Investment in an jointly controlled entity*

The Group's investment in jointly controlled entity is accounted for using the equity method of accounting. Under the equity method, the investment is carried in the interim consolidated balance sheet at cost plus post joint venture changes in the Group's share of net assets of the jointly controlled entity. The interim consolidated income statement reflects the share of the post-acquisition results of operation of the jointly controlled entity.

The share of profit/(loss) of the jointly controlled entity is presented on face of the interim consolidated income statement and its share of post-acquisition movements in reserves is recognised in reserves. The cumulative post-acquisition movements are adjusted against the carrying amount of the investment. Dividend/profit sharing received or receivable from jointly controlled entities reduces the carrying amount of the investment.

The financial statements of the jointly controlled entities are prepared for the same reporting period and use the same accounting policies as the Group. Where necessary, adjustments are made to bring the accounting policies in line with those of the Group.

NOTES TO THE INTERIM CONSOLIDATED FINANCIAL STATEMENTS (continued)  
as at 30 June 2025 and for the six-month period then ended

### 3. SUMMARY OF SIGNIFICANT ACCOUNTING POLICIES (continued)

#### 3.11 *Investment* (continued)

##### *Held-to-maturity investment*

Held-to-maturity investments are stated at their acquisition costs. After initial recognition, held-to-maturity investments are measured at recoverable amount. Any impairment loss incurred is recognised as expense in the interim consolidated financial statements and deducted against the value of such investments.

##### *Provision for diminution in value of investment*

Provision of the investment is made when there are reliable evidences of the diminution in value of those investments at the balance sheet date.

Increases or decreases to the provision balance are recorded as finance expenses in the interim consolidated income statement.

#### 3.12 *Payables and accruals*

Payables and accruals are recognised for amounts to be paid in the future for goods and services received, whether or not billed to the Group.

#### 3.13 *Provisions*

Provisions are recognised when the Group has a present obligation (legal or constructive) as a result of a past event, it is probable that an outflow of resources embodying economic benefits will be required to settle the obligation and a reliable estimate can be made of the amount of the obligation.

When the Group expects some or all of a provision to be reimbursed, for example under an insurance contract, the reimbursement is recognised as a separate asset but only when the reimbursement is virtually certain. The expense relating to any provision is presented in the interim consolidated income statement net of any reimbursement.

#### 3.14 *Foreign currency transactions*

Transactions in currencies other than the Group's reporting currency of VND are recorded at the actual transaction exchange rates at transaction dates which are determined as follows:

- ▶ Transaction resulting in receivables are recorded at the buying exchange rates of the commercial banks designated for collection;
- ▶ Transactions resulting in liabilities are recorded at the selling exchange rates of the commercial banks designated for payment; and
- ▶ Payments for assets or expenses without liabilities initially being recognised is recorded at the buying exchange rates of the commercial banks that process these payments.

At the end of the period, monetary balances denominated in foreign currencies are translated at the actual transaction exchange rates at the balance sheet dates which are determined as follows:

- ▶ Monetary assets are translated at buying exchange rate of the commercial bank where the Group conducts transactions regularly; and
- ▶ Monetary liabilities are translated at selling exchange rate of the commercial bank where the Group conducts transactions regularly.

All foreign exchange differences incurred are taken to the interim consolidated income statement.



NOTES TO THE INTERIM CONSOLIDATED FINANCIAL STATEMENTS (continued)  
as at 30 June 2025 and for the six-month period then ended

### 3. SUMMARY OF SIGNIFICANT ACCOUNTING POLICIES (continued)

#### 3.14 *Foreign currency transactions* (continued)

##### *Conversion of the financial statements of a foreign operation*

Conversion of the financial statements of a subsidiary of the Group which maintains its accounting records in other currency rather than the Group's accounting currency of VND, for consolidation purpose, is as follows:

- ▶ Assets and liabilities are converted into VND by using the buying and selling exchange rates, respectively, as announced by the commercial banks where the Group frequently conducts its transactions at the balance sheet date;
- ▶ Revenues, other income and expenses are converted into VND by using the actual transactional exchange rates; or the average exchange rates if the average exchange rates do not exceed +/- 2% the transactional exchange rates.
- ▶ All foreign exchange differences resulting from conversion of financial statements of the subsidiary for the consolidation purpose are taken to the "foreign exchange differences reserve" on the interim consolidated balance sheet and charged to the interim consolidated income statement upon the disposal of the investment.

#### 3.15 *Share capital*

##### *Ordinary shares*

*Ordinary shares are recognised at issuance price less incremental costs directly attributable to the issue of shares, net of tax effects. Such costs are recognised as a deduction from share premium.*

##### *Share premium*

Share premium is the difference between the par value and the issuance price of the shares, minus the actual expenses incurred for the issuance of the shares.

##### *Treasury shares*

Own equity instruments which are reacquired (treasury shares) are recognised at cost and deducted from equity. No gain or loss is recognised in the consolidated income statement upon purchase, sale, re-issue or cancellation of the Group's own equity instruments.

#### 3.16 *Appropriation of net profits*

Net profit after tax is available for appropriation to shareholders after approval in the annual general meeting, and after making appropriation to reserve funds in accordance with the Company's Charter and Vietnam's regulatory requirements.



NOTES TO THE INTERIM CONSOLIDATED FINANCIAL STATEMENTS (continued)  
as at 30 June 2025 and for the six-month period then ended

**3. SUMMARY OF SIGNIFICANT ACCOUNTING POLICIES (continued)**

**3.17 Revenue recognition**

Revenue is recognised to the extent that it is probable that the economic benefits will flow to the Group and the revenue can be reliably measured. Revenue is measured at the fair value of the consideration received or receivable, excluding trade discount, rebate and sales return. The following specific recognition criteria must also be met before revenue is recognised:

*Sale of goods*

Revenue is recognised when the significant risks and rewards of ownership of the goods have passed to the buyer, usually upon the delivery of the goods.

*Rendering of services*

Revenue is recognised upon the completion of the services provided.

*Interest income*

Revenue is recognised as the interest accrues (taking into account the effective yield on the asset) unless collectability is in doubt.

**3.18 Taxation**

*Current income tax*

Current income tax assets and liabilities for the current period and prior periods are measured at the amount expected to be recovered from or paid to the taxation authorities. The tax rates and tax laws used to compute the amount are those that are enacted as at the interim consolidated balance sheet date.

Current income tax is charged or credited to the interim consolidated income statement, except when it relates to items recognised directly to equity, in which case the current income tax is also dealt with in equity.

Current income tax assets and liabilities are offset when there is a legally enforceable right for the Group to offset current tax assets against current tax liabilities and when the Group intends to settle its current tax assets and liabilities on a net basis.

*Deferred tax*

Deferred tax is provided using the liability method on temporary differences at the interim consolidated balance sheet date between the tax base of assets and liabilities and their carrying amount for financial reporting purposes.

Deferred tax liabilities are recognised for all taxable temporary differences.

Deferred tax assets are recognised for all deductible temporary differences, carried forward unused tax credit and unused tax losses, to the extent that it is probable that taxable profit will be available against which deductible temporary differences, carried forward unused tax credit and unused tax losses can be utilised.

NOTES TO THE INTERIM CONSOLIDATED FINANCIAL STATEMENTS (continued)  
as at 30 June 2025 and for the six-month period then ended

**3. SUMMARY OF SIGNIFICANT ACCOUNTING POLICIES (continued)**

**3.18 Taxation (continued)**

*Deferred tax (continued)*

The carrying amount of deferred tax assets is reviewed at each interim consolidated balance sheet date and reduced to the extent that it is no longer probable that sufficient taxable profit will be available to allow all or part of the deferred tax asset to be utilised. Previously unrecognised deferred tax assets are re-assessed at each interim consolidated balance sheet date and are recognised to the extent that it has become probable that future taxable profit will allow the deferred tax assets to be recovered.

Deferred tax assets and liabilities are measured at the tax rates that are expected to apply in the period when the asset is realised or the liability is settled based on tax rates and tax laws that have been enacted at the interim consolidated balance sheet date.

Deferred tax is charged or credited to the interim consolidated income statement, except when it relates to items recognised directly to equity, in which case the deferred tax is also dealt with in the equity account.

Deferred tax assets and liabilities are offset when there is a legally enforceable right for the Group to offset current tax assets against current tax liabilities and when they relate to income taxes levied on the same taxable entity by the same taxation authority or when the Group intends either settle current tax liabilities and assets on a net basis or to realise the assets and settle the liabilities simultaneously, in each future period in which significant amounts of deferred tax liabilities or assets are expected to be settled or recovered.

**3.19 Earnings per share**

Basic earnings per share amount is computed by dividing net profit for the period attributable to ordinary shareholders of the Company, after appropriation for bonus and welfare fund, by the weighted average number of ordinary shares outstanding during the period, where applicable.

Diluted earnings per share amounts are calculated by dividing the net profit after tax attributable to ordinary equity holders of the Company (after adjusting for interest on the convertible preference shares) by the weighted average number of ordinary shares outstanding during the period plus the weighted average number of ordinary shares that would be issued on conversion of all the dilutive potential ordinary shares into ordinary shares.

**3.20 Related parties**

Parties are considered to be related parties of the Group if one party has the ability to control the other party or exercise significant influence over the other party in making financial and operating decisions, or when the Group and other party are under common control or under common significant influence. Related parties can be enterprise or individual, including close members of the family of any such individual.

NOTES TO THE INTERIM CONSOLIDATED FINANCIAL STATEMENTS (continued)  
as at 30 June 2025 and for the six-month period then ended

**4. CASH AND CASH EQUIVALENTS**

	VND	
	30 June 2025	31 December 2024
Cash on hand	389,292,180,964	364,073,735,736
Cash in banks	5,271,458,490,657	4,249,778,041,543
Cash in transit	69,317,076,818	83,479,763,451
Time deposits at banks (i)	300,000,000,000	200,000,000,000
<b>TOTAL</b>	<b>6,030,067,748,439</b>	<b>4,897,331,540,730</b>

(i) Time deposits at banks represent term deposits in VND at commercial banks with original maturity terms of not more than 3 months and earn interest at the applicable rates.

**5. HELD-TO-MATURITY INVESTMENTS**

**5.1 Short-term investments**

	VND	
	30 June 2025	31 December 2024
Bank deposit (i)	22,172,677,945,274	19,072,901,560,936
Others (ii)	12,130,571,994,471	10,251,540,195,384
<b>TOTAL</b>	<b>34,303,249,939,745</b>	<b>29,324,441,756,320</b>

(i) This represents term bank deposits and other investment with maturity terms from 3 months to less than 1 year and earning interest at the applicable interest rate.

(ii) This represents bonds and other investment with maturity terms of less than 1 year and earning interest at the applicable interest rate.

**5.2 Long-term investments**

This represents term bonds in VND with maturity terms from more than 1 year and earning interest at the applicable interest rate.

**6. SHORT-TERM TRADE RECEIVABLES**

	VND	
	30 June 2025	31 December 2024
Home Credit Vietnam Finance Company Limited	142,214,405,486	82,179,250,662
Vietnam Prosperity Joint Stock Commercial Bank	74,255,819,827	59,659,077,990
Others	91,482,230,250	99,567,068,235
<b>TOTAL</b>	<b>307,952,455,563</b>	<b>241,405,396,887</b>



NOTES TO THE INTERIM CONSOLIDATED FINANCIAL STATEMENTS (continued)  
as at 30 June 2025 and for the six-month period then ended

**7. SHORT-TERM ADVANCES TO SUPPLIERS**

		VND
	30 June 2025	31 December 2024
SIS Equipment Limited	14,998,287,088	315,082,436
Hoang Kim Xu Trading Company Limited	3,908,109,566	11,370,423,630
Heineken Vietnam Beer and Beverages Limited Company	-	45,128,651,755
Others	19,329,186,812	59,074,225,290
<b>TOTAL</b>	<b>38,235,583,466</b>	<b>115,888,383,111</b>

**8. SHORT-TERM LOAN RECEIVABLES**

Short-term loan receivables represent unsecured short-term loan to others company with remaining maturity terms less than 12 months and earn interest at the applicable interest rate.

**9. OTHER SHORT-TERM RECEIVABLES**

		VND
	30 June 2025	31 December 2024
Receivables from suppliers	1,972,941,923,273	1,678,124,625,158
- Apple Vietnam LLC	622,654,670,252	177,001,918,901
- Others	1,350,287,253,021	1,501,122,706,257
Interest income from deposit and lending	1,069,775,646,007	701,761,964,393
Others	56,278,827,951	51,001,259,121
<b>TOTAL</b>	<b>3,098,996,397,231</b>	<b>2,430,887,848,672</b>

# Mobile World Investment Corporation

B09a-DN/HN

NOTES TO THE INTERIM CONSOLIDATED FINANCIAL STATEMENTS (continued)  
as at 30 June 2025 and for the six-month period then ended

## 10. INVENTORIES

	VND	
	30 June 2025	31 December 2024
Mobile phones	6,832,157,612,056	6,308,558,850,359
Electronic equipment	6,256,924,566,316	5,672,524,777,932
Home appliances	2,888,480,815,518	3,057,900,016,918
Dried food, fresh food, drinks and grocery merchandise	2,861,340,502,571	2,677,406,135,781
Laptop	1,913,827,874,980	1,394,857,344,900
Cosmetics	1,462,257,920,144	1,568,948,685,864
Others	1,917,799,621,911	1,987,578,200,889
<b>TOTAL</b>	<b>24,132,788,913,496</b>	<b>22,667,774,012,643</b>
Provision for obsolete inventories	(441,064,780,178)	(423,097,685,938)
<b>NET</b>	<b>23,691,724,133,318</b>	<b>22,244,676,326,705</b>

Movements of provision for obsolete inventories:

	VND	
	For the six-month period ended 30 June 2025	For the six-month period ended 30 June 2024
1 January	(423,097,685,938)	(204,448,896,920)
Add: Provision created during the period	(441,064,780,178)	(278,520,380,484)
Less: Utilisation and reversal of provision during the period	423,097,685,938	204,448,896,920
30 June	(441,064,780,178)	(278,520,380,484)

## 11. PREPAID EXPENSES

	VND	
	30 June 2025	31 December 2024
<b>Short-term</b>	<b>423,603,576,561</b>	<b>390,391,360,669</b>
Stores rental	355,021,591,480	356,914,777,212
Tools and equipment	39,693,071,268	17,836,888,633
Others	28,888,913,813	15,639,694,824
<b>Long-term</b>	<b>79,314,425,325</b>	<b>68,471,833,530</b>
Tools and equipment	30,873,360,721	19,808,945,243
Maintainance	26,056,549,484	1,725,090,001
Stores' layout	7,110,670,122	12,510,473,848
Loan arrangement fee	3,566,831,587	14,267,326,363
Stores rental	2,014,786,696	7,677,687,318
Others	9,692,226,715	12,482,310,757
<b>TOTAL</b>	<b>502,918,001,886</b>	<b>458,863,194,199</b>

## Mobile World Investment Corporation

NOTES TO THE INTERIM CONSOLIDATED FINANCIAL STATEMENTS (continued)  
as at 30 June 2025 and for the six-month period then ended

### 12. OTHER LONG-TERM RECEIVABLES

Other long-term receivables mainly represent long-term rental deposits for offices, stores and distribution centres.

### 13. TANGIBLE FIXED ASSETS

	Buildings and structures	Means of transportation	Office equipment	VND Total
<b>Cost:</b>				
31 December 2024	15,904,543,765,407	574,286,899,828	2,695,795,718,517	19,174,626,383,752
New purchases	175,356,171,403	-	195,535,176,055	370,891,347,458
Transfer from construction in progress	11,659,619,204	-	19,430,628,603	31,090,247,807
Disposal	(58,461,212,480)	-	(40,052,275,837)	(98,513,488,317)
Reclassification	-	(967,185,186)	-	(967,185,186)
30 June 2025	16,033,098,343,534	573,319,714,642	2,870,709,247,338	19,477,127,305,514
<i>In which:</i>				
- Fully depreciated	7,793,987,510,724	146,550,259,147	1,709,003,374,725	9,649,541,144,596
<b>Accumulated depreciation:</b>				
31 December 2024	(12,890,379,511,860)	(450,149,997,570)	(2,310,935,776,416)	(15,651,465,285,846)
Depreciation for the period	(849,787,816,720)	(36,838,882,221)	(108,915,820,373)	(995,542,519,314)
Disposal	47,651,010,615	-	38,996,613,044	86,647,623,659
Reclassification	-	237,399,984	-	237,399,984
30 June 2025	(13,692,516,317,965)	(486,751,479,807)	(2,380,854,983,745)	(16,560,122,781,517)
<b>Net carrying amount:</b>				
31 December 2024	3,014,164,253,547	124,136,902,258	384,859,942,101	3,523,161,097,906
30 June 2025	2,340,582,025,569	86,568,234,835	489,854,263,593	2,917,004,523,997



NOTES TO THE INTERIM CONSOLIDATED FINANCIAL STATEMENTS (continued)  
as at 30 June 2025 and for the six-month period then ended

## 14. INTANGIBLE ASSETS

				VND
	<i>Land use rights</i>	<i>Computer software</i>	<i>Brand name</i>	<i>Total</i>
<b>Cost:</b>				
31 December 2024 and 30 June 2025	25,998,878,500	10,772,197,700	53,526,696,627	90,297,772,827
<b>Accumulated amortisation:</b>				
31 December 2024	-	(10,772,197,700)	(16,058,008,988)	(26,830,206,688)
Amortisation for the period	-	-	(2,676,334,831)	(2,676,334,831)
30 June 2025	-	(10,772,197,700)	(18,734,343,819)	(29,506,541,519)
<b>Net carrying amount:</b>				
31 December 2024	25,998,878,500	-	37,468,687,639	63,467,566,139
30 June 2025	25,998,878,500	-	34,792,352,808	60,791,231,308

## 15. CONSTRUCTION IN PROGRESS

		VND
	30 June 2025	31 December 2024
Construction costs for stores	106,485,757,231	24,526,423,340

NOTES TO THE INTERIM CONSOLIDATED FINANCIAL STATEMENTS (continued)  
as at 30 June 2025 and for the six-month period then ended

**16. LONG TERM INVESTMENT IN JOINTLY CONTROLLED ENTITY**

	<i>Business activities</i>	30 June 2025	31 December 2024
		VND	VND
PT Era Blu Elektronik ("Era Blu")	Trading of electronic equipment	<u>361,059,390,404</u>	<u>242,035,797,830</u>

PT Era Blu Elektronik is a company established under Oversea Investment Registration Certificate No. 202200996 issued by the Ministry of Planning and Investment on 4 March 2022. PT Era Blu Elektronik's principal activities are to retail of mobile equipment, electric equipment, other equipment, machines in Indonesia. As at 31 December 2024, the Group holds 45% ownership interest with equivalent voting rights in Era Blu.

Detail of this investment in a jointly-controlled entity is as follows:

	VND
	<i>Era Blu</i>
<b>Cost of investment:</b>	
31 December 2024	286,632,252,729
Capital contribution	<u>104,772,187,500</u>
30 June 2025	<u>391,404,440,229</u>
<b>Accumulated share in post-investment loss of jointly controlled entity:</b>	
31 December 2024	(44,596,454,899)
Profit from joint controlled entity	<u>14,251,405,074</u>
30 June 2025	<u>(30,345,049,825)</u>
<b>Net carrying amount:</b>	
31 December 2024	<u>242,035,797,830</u>
30 June 2025	<u>361,059,390,404</u>

**17. STATUTORY OBLIGATIONS**

				VND
	31 December 2024	Increase during the period	Decrease during the period	30 June 2025
Corporate income tax	435,176,525,169	767,833,273,935	(769,545,412,723)	433,464,386,381
Value-added tax	243,450,873,735	10,214,351,486,751	(10,252,627,817,125)	205,174,543,361
Personal income tax	11,770,642,727	294,387,382,969	(285,297,158,853)	20,860,866,843
Others	661,519,465	20,824,407,516	(20,678,776,811)	807,150,170
<b>TOTAL</b>	<b><u>691,059,561,096</u></b>	<b><u>11,297,396,551,171</u></b>	<b><u>(11,328,149,165,512)</u></b>	<b><u>660,306,946,755</u></b>

NOTES TO THE INTERIM CONSOLIDATED FINANCIAL STATEMENTS (continued)  
as at 30 June 2025 and for the six-month period then ended

18. SHORT-TERM TRADE PAYABLES

	30 June 2025		31 December 2024		VND
	Balance	Payable amount	Balance	Payable amount	
Apple Vietnam LLC	933,431,066,770	933,431,066,770	288,433,656,226	288,433,656,226	
Vinh Khang Engineering and Science Joint Stock Company	758,969,631,297	758,969,631,297	460,712,788,052	460,712,788,052	
Digiworld Corporation	589,460,163,575	589,460,163,575	494,430,598,816	494,430,598,816	
Branch of Synnex FPT Distribution Co., Ltd.	537,648,949,548	537,648,949,548	328,278,198,699	328,278,198,699	
Samsung Electronics Viet Nam Thai Nguyen	495,208,511,909	495,208,511,909	131,287,827,660	131,287,827,660	
LG Electronics Vietnam Co., Ltd	473,599,851,943	473,599,851,943	330,376,839,713	330,376,839,713	
Toshiba Vietnam Consumer Products Co., Ltd	407,611,942,400	407,611,942,400	319,793,975,590	319,793,975,590	
Aqua Electrical Appliances Vietnam Co., Ltd	377,517,274,521	377,517,274,521	368,233,274,979	368,233,274,979	
Others	6,544,406,980,923	6,544,406,980,923	6,458,088,894,823	6,458,088,894,823	
<b>TOTAL</b>	<b>11,117,854,372,886</b>	<b>11,117,854,372,886</b>	<b>9,179,636,054,558</b>	<b>9,179,636,054,558</b>	



NOTES TO THE INTERIM CONSOLIDATED FINANCIAL STATEMENTS (continued)  
as at 30 June 2025 and for the six-month period then ended

## 19. SHORT-TERM ACCRUED EXPENSES

	VND	
	30 June 2025	31 December 2024
Employees bonus	2,462,648,064,421	2,173,298,807,699
Marketing expenses	438,105,416,332	226,847,874,329
Payables to employees	369,245,682,556	284,490,571,133
Cost of hedging exchange rate	328,696,396,453	251,015,319,915
Warranty costs	174,944,923,663	20,313,706,363
Utilities cost	173,505,051,973	104,252,519,589
Interest supporting expense	172,645,066,666	118,426,634,122
Interest expenses	134,757,703,601	73,936,680,052
Transportation expenses	71,655,294,028	43,072,169,910
Others	46,993,956,726	61,914,691,024
<b>TOTAL</b>	<b>4,373,197,556,419</b>	<b>3,357,568,974,136</b>

## 20. SHORT-TERM UNEARNED REVENUES

Short-term unearned revenues represent for the bank deposit interest received in advance and received in advance for service rendering for multiple period are as follows:

	VND	
	30 June 2025	31 December 2024
Service rendering for multiple period	21,219,648,352	21,723,198,012
Bank deposit interest	12,107,379,345	30,084,414,113
<b>TOTAL</b>	<b>33,327,027,697</b>	<b>51,807,612,125</b>

## 21. OTHER SHORT-TERM PAYABLES

	VND	
	30 June 2025	31 December 2024
Dividend payable (Note 23.1)	1,478,456,763,000	-
Discount vouchers	627,187,338,645	194,760,193,063
Charges received on behalf	469,182,992,668	479,922,634,524
Social and health insurances and trade union fee	123,701,753,202	121,051,754,821
Deposits received	70,122,554,549	65,985,330,831
Others	69,816,210,607	62,954,393,851
<b>TOTAL</b>	<b>2,838,467,612,671</b>	<b>924,674,307,090</b>

NOTES TO THE INTERIM CONSOLIDATED FINANCIAL STATEMENTS (continued)  
as at 30 June 2025 and for the six-month period then ended

## 22. SHORT-TERM LOANS

	31 December 2024	Increase during the period	Decrease during the period	Foreign exchange difference	VND 30 June 2025
Short-term loans from banks (Note 22.1)	20,854,482,476,931	41,392,916,037,702	(37,931,198,281,255)	-	24,316,200,233,378
Current portion of long-term loans from bank (Note 22.2)	5,948,525,000,000	-	-	(47,275,000,000)	5,901,250,000,000
UPAS Letter Credit	497,239,244,848	823,283,727,763	-	-	1,320,522,972,611
<b>TOTAL</b>	<b>27,300,246,721,779</b>	<b>42,216,199,765,465</b>	<b>(37,931,198,281,255)</b>	<b>(47,275,000,000)</b>	<b>31,537,973,205,989</b>
<i>In which:</i>					
Payable amount	27,300,246,721,779				31,537,973,205,989

### 22.1 Short-term loans from banks

The Group obtained these unsecured short-term loans with floating rates to finance its working capital requirements, details are as follows:

Loans	30 June 2025	Maturity date
	VND	
Unsecured short-term bank loans	24,316,200,233,378	From 1 July 2025 to 19 December 2025

### 22.2 Current portion of long-term loans from bank

The Company obtained these unsecured loans with floating rates to finance its working capital requirements, details are as follows:

Bank	Ending balance	Maturity date
	VND	Original USD
Unsecured long-term bank loan	5,901,250,000,000	250,000,000
		16 September 2025

NOTES TO THE INTERIM CONSOLIDATED FINANCIAL STATEMENTS (continued)  
as at 30 June 2025 and for the six-month period then ended

**23. OWNERS' EQUITY**

**23.1 Increase and decrease in owners' equity**

	Share capital	Share premium	Treasury shares	Foreign exchange differences	Undistributed earnings	Non-controlling interests	Total
							VND
<b>For the six-month period ended 30 June 2024</b>							
As at 31 December 2023	14,633,767,160,000	558,110,430,986	(9,783,280,000)	3,739,030,306	8,160,323,595,574	13,401,030,472	23,359,557,967,338
Net profit for the period	-	-	-	-	2,074,714,080,022	643,520,868	2,075,357,600,890
Shares repurchase	-	-	(4,830,000,000)	-	-	-	(4,830,000,000)
Shares cancellation	(11,325,390,000)	-	11,325,390,000	-	-	-	-
Cash dividend	-	-	-	-	(730,957,694,000)	(581,730,951)	(731,539,424,951)
Capital contribution	-	-	-	-	-	1,778,505,252,669	1,778,505,252,669
Change in interest ownership in subsidiary	-	-	-	-	1,437,438,195,835	(1,437,438,195,835)	-
Foreign exchange differences	-	-	-	(291,390,930)	-	-	(291,390,930)
As at 30 June 2024	14,622,441,770,000	558,110,430,986	(3,287,890,000)	3,447,639,376	10,941,518,177,431	354,529,877,223	26,476,760,005,016



NOTES TO THE INTERIM CONSOLIDATED FINANCIAL STATEMENTS (continued)  
as at 30 June 2025 and for the six-month period then ended

**23. OWNERS' EQUITY (continued)**

**23.1 Increase and decrease in owners' equity (continued)**

	Share capital	Share premium	Treasury shares	Foreign exchange differences	Undistributed earnings	Non-controlling interests	Total	VND
For the six-month period ended 30 June 2025								
As at 31 December 2024	14,622,441,770,000	558,110,430,986	(7,599,680,000)	2,458,384,629	12,582,145,266,842	364,020,651,398	28,121,576,823,855	
Net profit for the period	-	-	-	-	3,194,083,337,645	11,279,551,941	3,205,362,889,586	
Shares issuance								
ESOP (i)	174,490,000,000	-	-	-	-	-	174,490,000,000	
Shares repurchase (i)	-	-	(3,241,610,000)	-	-	-	(3,241,610,000)	
Cash dividend (iii)	-	-	-	-	(1,478,456,763,000)	(1,108,058,960)	(1,479,564,821,960)	
Foreign exchange differences	-	-	-	(2,458,384,629)	-	-	(2,458,384,629)	
As at 30 June 2025	14,796,931,770,000	558,110,430,986	(10,841,290,000)	-	14,297,771,841,487	374,192,144,379	30,016,164,896,852	

- (i) In accordance with Shareholders' Resolution No.01/NQ/ĐHĐCĐ/2025 dated 26 April 2025 and BOD' Resolution No.06/NQ/HĐQT-2025 dated 19 April 2025, General Shareholder and Board of Director of the Company approved the plan to issue shares under the employee stock option program for key management personnel of the Company and its subsidiaries has been approved, with a total of 17,449,000 shares to be issued, equivalent to an increase the corresponding share capital of VND 174,490,000,000. On 29 April 2025, the Company received 34th ERC issued by Department of Finance of Binh Duong Province approving the decrease in share capital VND 14,622,441,770,000 to VND 14,796,931,770,000.
- (ii) On 24 June 2025, the Company completed repurchase transaction related 324,161 treasury shares of quitting employees under the ESOP issuance policy with amounting VND 3,241,610,000 in accordance with Report on results repurchase of treasury share and Report on change in number of shares with voting rights. Therefore, the number of treasury shares of the Company increased from 759,968 shares to 1,084,129 shares.
- (iii) In accordance with Shareholders' Resolution No.01/NQ/ĐHĐCĐ/2025 dated 26 April 2025 and BOD' Resolution No.09/NQ/HĐQT-2025 dated 25 June 2025, General Shareholder and Board of Director of the Company approved the payment of dividends of year 2024 in form of cash to existing Shareholders at 10% of par value of ordinary shares.

NOTES TO THE INTERIM CONSOLIDATED FINANCIAL STATEMENTS (continued)  
as at 30 June 2025 and for the six-month period then ended

**23. OWNERS' EQUITY** (continued)

**23.2 Capital transactions with owners and distribution of dividends**

	VND	
	For the six-month period ended 30 June 2025	For the six-month period ended 30 June 2024
<b>Share capital</b>		
Beginning balance	14,622,441,770,000	14,633,767,160,000
Issue of share in accordance with ESOP	174,490,000,000	-
Cancellation of treasury shares	-	(11,325,390,000)
Ending balance	<u>14,796,931,770,000</u>	<u>14,622,441,770,000</u>
<b>Dividends declared and paid during the period</b>		
Dividends by cash declared	<u>1,478,456,763,000</u>	<u>730,957,694,000</u>

**23.3 Shares - ordinary shares**

	30 June 2025	31 December 2024
	Number of shares	Number of shares
Authorized shares	1,479,693,177	1,462,244,177
Issued and paid up shares		
<i>Ordinary shares</i>	1,479,693,177	1,462,244,177
Treasury shares		
<i>Ordinary shares</i>	(1,084,129)	(759,968)
Shares in circulation		
<i>Ordinary shares</i>	1,478,609,048	1,461,484,209

The holders of the ordinary shares are entitled to receive dividends as and when declared by the Company. Each ordinary share with par value of VND 10,000 carries one vote per share without restriction.

NOTES TO THE INTERIM CONSOLIDATED FINANCIAL STATEMENTS (continued)  
as at 30 June 2025 and for the six-month period then ended

## 24. REVENUES

### 24.1 Revenues from sales of goods and rendering of services

	VND	
	For the six-month period ended 30 June 2025	For the six-month period ended 30 June 2024
<b>Gross revenue</b>	<b>74,177,074,158,082</b>	<b>66,069,608,375,906</b>
<i>In which:</i>		
Sale of goods	73,775,398,490,957	65,746,955,523,373
Rendering of services	401,675,667,125	322,652,852,533
<b>Less</b>	<b>(422,147,079,903)</b>	<b>(449,044,992,387)</b>
<i>In which:</i>		
Sales returns	(422,147,079,903)	(449,044,992,387)
<b>Net revenue</b>	<b>73,754,927,078,179</b>	<b>65,620,563,383,519</b>
<i>In which:</i>		
Sale of goods	73,353,251,411,054	65,297,910,530,986
Rendering of services	401,675,667,125	322,652,852,533

### 24.2 Finance income

	VND	
	For the six-month period ended 30 June 2025	For the six-month period ended 30 June 2024
Interest and investment income	1,354,687,756,215	1,043,627,223,827
Income from early payments	104,183,681,417	120,866,675,168
Foreign exchange gains	1,406,192,820	608,589,722
Others	1,848,284,444	315,745,610
<b>TOTAL</b>	<b>1,462,125,914,896</b>	<b>1,165,418,234,327</b>

## 25. FINANCE EXPENSES

	VND	
	For the six-month period ended 30 June 2025	For the six-month period ended 30 June 2024
Interest expense	697,971,332,538	510,069,580,999
Foreign exchange losses	30,412,923,532	146,625,241,384
Loan arrangement fee	10,700,494,776	11,056,144,776
Others	2,392,880,503	1,202,052,924
<b>TOTAL</b>	<b>741,477,631,349</b>	<b>668,953,020,083</b>



NOTES TO THE INTERIM CONSOLIDATED FINANCIAL STATEMENTS (continued)  
as at 30 June 2025 and for the six-month period then ended

## 26. SELLING EXPENSES AND GENERAL AND ADMINISTRATIVE EXPENSES

	VND	
	<i>For the six-month period ended 30 June 2025</i>	<i>For the six-month period ended 30 June 2024</i>
<b>Selling expenses</b>	<b>9,106,289,548,951</b>	<b>9,877,779,339,319</b>
External services	4,478,865,016,365	4,906,002,680,523
Labour expenses	3,209,681,245,971	3,260,177,403,362
Depreciation charges	957,404,105,729	1,347,295,897,963
Others	460,339,180,886	364,303,357,471
<b>General and administrative expenses</b>	<b>2,416,265,880,696</b>	<b>1,681,792,004,268</b>
Labour expenses	2,323,900,652,304	1,509,334,561,659
Depreciation charges	52,538,933,946	75,281,627,599
External services	29,273,581,742	41,228,531,518
Others	10,552,712,704	55,947,283,492
<b>TOTAL</b>	<b><u>11,522,555,429,647</u></b>	<b><u>11,559,571,343,587</u></b>

## 27. OTHER EXPENSES

	VND	
	<i>For the six-month period ended 30 June 2025</i>	<i>For the six-month period ended 30 June 2024</i>
Disposal of fixed assets	8,460,394,945	177,649,688,533
Others	23,402,923,182	21,058,032,542
<b>TOTAL</b>	<b><u>31,863,318,127</u></b>	<b><u>198,707,721,075</u></b>

## 28. TRADING AND OPERATING COSTS

	VND	
	<i>For the six-month period ended 30 June 2025</i>	<i>For the six-month period ended 30 June 2024</i>
Cost of goods sold and services rendered	58,985,815,802,818	51,600,233,270,920
Labour costs	5,533,581,898,275	4,760,301,161,161
Depreciation and amortisation (Notes 13, 14)	998,218,854,145	1,397,716,625,133
Others	4,990,754,677,227	5,401,553,557,293
<b>TOTAL</b>	<b><u>70,508,371,232,465</u></b>	<b><u>63,159,804,614,507</u></b>

NOTES TO THE INTERIM CONSOLIDATED FINANCIAL STATEMENTS (continued)  
as at 30 June 2025 and for the six-month period then ended

## 29. CORPORATE INCOME TAX

The statutory corporate income tax ("CIT") rate applicable to the Company and its subsidiaries are as follows:

- ▶ The statutory CIT rate applicable to the Company and its subsidiaries is 20% of taxable income; except
- ▶ The statutory CIT rate applicable to The Gioi Di Dong Information Technology Limited Company ("CNTT TGDD"), the Company's subsidiary is 10% of taxable income in 15 years from the date of CNTT TGDDs commencement of new investment project in the High-Tech zone and entitled applicable normal CIT rate for the following periods. CNTT TGDD is entitled to an exemption from CIT for 4 years commencing from the year in which a taxable profit is earned (2019), and a 50% reduction of the applicable CIT rate for the following 9 years (from 2023 to 2031). For other activities of CNTT TGDD, the applicable CIT rate is 20% of taxable income.

The Group's tax returns are subject to examination by the tax authorities. As the application of tax laws and regulations is susceptible to varying interpretations, the amounts reported in the interim consolidated financial statements could be changed at a later date upon final determination by the tax authorities.

### 29.1 CIT expense

	<i>For the six-month period ended 30 June 2025</i>	<i>For the six-month period ended 30 June 2024</i>
	VND	
CIT expense	767,830,344,360	657,161,805,549
Adjustment for under (over) accrual of tax from prior year	2,929,575	(5,151,626,138)
Current CIT expense	767,833,273,935	652,010,179,411
Deferred tax income	(10,330,020,925)	(5,121,421,828)
<b>TOTAL</b>	<b>757,503,253,010</b>	<b>646,888,757,583</b>

Reconciliation between CIT expense and the accounting profit before tax multiplied by CIT rate is presented below:

	<i>For the six-month period ended 30 June 2025</i>	<i>For the six-month period ended 30 June 2024</i>
	VND	
<b>Accounting profit before tax</b>	<b>3,962,866,142,596</b>	<b>2,722,246,358,473</b>
At CIT rate of 20%	792,573,228,519	544,449,271,695
<i>Adjustments</i>		
Losses of subsidiaries	8,889,451,304	90,305,899,813
Non-deductible expenses	4,783,473,826	4,145,888,133
Adjustment for under (over) accrual of tax from prior year	2,929,575	(5,151,626,138)
Shares of loss of jointly controlled entity	(2,850,281,015)	9,433,370,405
Tax exempted	(5,552,590,510)	(1,713,159,367)
Tax loss carried forward	(39,623,604,593)	-
Goodwill allocation	-	6,139,187,212
Others	(719,354,096)	(720,074,170)
<b>CIT expense</b>	<b>757,503,253,010</b>	<b>646,888,757,583</b>

NOTES TO THE INTERIM CONSOLIDATED FINANCIAL STATEMENTS (continued)  
as at 30 June 2025 and for the six-month period then ended

29. **CORPORATE INCOME TAX** (continued)

29.2 **Current tax**

The current tax payable is based on taxable income for the current period. The taxable income of the Parent company and its subsidiaries for the period differs from the profit as reported in the interim consolidated income statement because it excludes items of income or expense that are taxable or deductible in other periods and it further excludes items that are not taxable or deductible. The Parent company and its subsidiaries' liability for current tax is calculated using tax rates that have been enacted by the interim balance sheet date.

29.3 **Deferred tax**

The following are the deferred tax assets and deferred tax income recognized by the Group, and the movements thereon, during the current and previous periods:

VND

	<i>Consolidated balance sheet</i>		<i>Consolidated income statement</i>	
	<i>30 June 2025</i>	<i>31 December 2024</i>	<i>For the six-month period ended 30 June 2025</i>	<i>For the six-month period ended 30 June 2024</i>
<b>Deferred tax assets</b>				
Salaries and bonus	167,320,960,748	156,837,132,369	10,483,828,379	-
Provision for obsolete inventories	88,212,956,036	84,619,537,188	3,593,418,848	14,814,296,713
Unrealised profit	21,828,010,978	28,323,082,014	(6,495,071,037)	(11,763,964,585)
Provision for warranty	15,625,082,219	14,047,933,383	1,577,148,836	(93,696,095)
Depreciation expense	7,348,403,713	6,175,722,101	1,172,681,612	-
Foreign exchange difference	(22,812,421)	(20,826,708)	(1,985,713)	73,697,283
Accrual expense	-	-	-	2,091,088,512
	<b>300,312,601,273</b>	<b>289,982,580,347</b>	<b>10,330,020,925</b>	<b>5,121,421,828</b>
<b>Deferred tax income</b>				



NOTES TO THE INTERIM CONSOLIDATED FINANCIAL STATEMENTS (continued)  
as at 30 June 2025 and for the six-month period then ended

## 29. CORPORATE INCOME TAX (continued)

### 29.4 Tax loss carried forward

The Group is entitled to carry each individual tax loss forward to offset against taxable income arising within five (5) years subsequent to the year in which the loss was incurred (31 December 2024: VND 9,242,733,379,513). The details of estimated remaining tax losses carried forward are as follows:

				VND		
Originating year	Can be utilized up to		Tax loss amount	Estimated utilization up to 30 June 2025	Forfeited	Unutilized at 30 June 2025
<b>Bach Hoa Xanh Trading Joint Stock Company</b>						
2020	2025	(i)	1,733,535,288,693	(198,116,429,760)	-	1,535,418,858,933
2021	2026	(i)	966,454,761,213	-	-	966,454,761,213
2022	2027	(ii)	2,961,477,019,035	-	-	2,961,477,019,035
2023	2028	(ii)	1,256,523,746,666	-	-	1,256,523,746,666
			<u>6,917,990,815,607</u>	<u>(198,116,429,760)</u>	<u>-</u>	<u>6,719,874,385,847</u>
<b>MWG (Cambodia) Co., Ltd.</b>						
2020	2025	(ii)	65,469,770,143	-	(65,469,770,143)	-
2021	2026	(ii)	187,340,353,909	-	(187,340,353,909)	-
2022	2027	(ii)	330,623,145,856	-	(330,623,145,856)	-
2023	2028	(ii)	97,963,375,603	-	(97,963,375,603)	-
2024	2029	(ii)	20,785,604,982	-	(20,785,604,982)	-
			<u>702,182,250,493</u>	<u>-</u>	<u>(702,182,250,493)</u>	<u>-</u>
<b>An Khang Pharmaceutical Joint Stock Company</b>						
2020	2025	(ii)	6,437,846,862	-	-	6,437,846,862
2022	2027	(ii)	306,214,502,293	-	-	306,214,502,293
2023	2028	(ii)	342,942,200,944	-	-	342,942,200,944
2024	2029	(ii)	347,656,048,632	-	-	347,656,048,632
2025	2030	(ii)	57,288,847,446	-	-	57,288,847,446
			<u>1,060,539,446,177</u>	<u>-</u>	<u>-</u>	<u>1,060,539,446,177</u>
<b>TOTAL</b>			<b><u>8,680,712,512,277</u></b>	<b><u>(198,116,429,760)</u></b>	<b><u>(702,182,250,493)</u></b>	<b><u>7,780,413,832,024</u></b>

- (i) Tax loss as per tax assessment minutes.
- (ii) Estimated tax losses as per the Company's CIT declarations have not been audited by the local tax authorities as of the date of these financial statements.

NOTES TO THE INTERIM CONSOLIDATED FINANCIAL STATEMENTS (continued)  
as at 30 June 2025 and for the six-month period then ended

**30. EARNINGS PER SHARE**

The Group used following data to calculate the basic and diluted earnings per share:

	<i>For the six-month period ended 30 June 2025</i>	<i>For the six-month period ended 30 June 2024</i>
Net profit attributable to ordinary shareholders of the Company (VND)	3,194,083,337,645	2,074,714,080,022
Weighted average number of ordinary shares for basic earnings per share	<u>1,468,453,217</u>	<u>1,462,210,093</u>
Basic and diluted earnings per share (VND per share)	2,175	1,419

There have been no other transactions involving ordinary shares or potential ordinary shares between the reporting date and the date of completion of these consolidated financial statements.

**31. TRANSACTIONS WITH RELATED PARTIES**

List of related parties as at 30 June 2025 is as follows:

<i>Related parties</i>	<i>Relationship</i>
PT Era Blu Elektronik	Jointly controlled entity
Mr Nguyen Duc Tai	Chairman of BOD
Mr Vu Dang Linh	Member of BOD and General Director from 3 April 2025
Mr Pham Van Trong	Member of BOD
Mr Doan Van Hieu Em	Member of BOD
Mr Thomas Lanyi	Member of BOD
Mr Robert Willett	Member of BOD
Mr Nguyen Tien Trung	Member of BOD and Chairman of the Board of Audit committee
Mr Do Tien Si	Member of BOD and Member of the Board of Audit committee

Significant transactions with related parties for current period was as follows:

			<i>For the six-month period ended 30 June 2025</i>	<i>For the six-month period ended 30 June 2024</i>
<i>Related party</i>	<i>Relationship</i>	<i>Nature of transaction</i>		<i>VND</i>
Mr Robert Willett	Member of the BOD	Consultant fee	1,210,522,500	1,523,449,258

NOTES TO THE INTERIM CONSOLIDATED FINANCIAL STATEMENTS (continued)  
as at 30 June 2025 and for the six-month period then ended

### 31. TRANSACTIONS WITH RELATED PARTIES (continued)

Remuneration to members of the Board of Directors ("BOD") and General Director:

Individuals	Position	VND	
		For the six-month period ended 30 June 2025	For the six-month period ended 30 June 2024
Vu Dang Linh	Member of BOD and General Director from 3 April 2025	449,739,000	-
Dang Minh Luom	Member of BOD	-	785,608,333
Nguyen Duc Tai	Chairman of BOD	-	-
Pham Van Trong	Member of BOD	-	-
Doan Van Hieu Em	Member of BOD	-	-
Nguyen Tien Trung	Member of BOD	-	-
Do Tien Si	Member of BOD	-	-
<b>TOTAL</b>		<b>449,739,000</b>	<b>785,608,333</b>

Remuneration was paid by The Gioi Di Dong Joint Stock Company (Subsidiary).

### 32. OPERATING LEASE COMITMENTS

The Group leases its office premises and distribution centres under operating lease agreements. The minimum lease commitments as at the balance sheet dates under the operating lease agreements are as follows:

	VND	
	30 June 2025	31 December 2024
Less than one year	3,708,581,666,252	3,357,739,239,234
From one to five years	10,636,625,134,733	9,669,548,515,548
More than five years	3,895,195,111,317	3,426,517,452,219
<b>TOTAL</b>	<b>18,240,401,912,302</b>	<b>16,453,805,207,001</b>

### 33. SEGMENT INFORMATION

#### *Business segment*

The primary segment reporting format is determined to be business segments as the Group's risks and rates of return are affected predominantly by differences in the products and services produced. Secondary information is reported geographically. The operating businesses are organised and managed separately according to the nature of the products and services provided, with each segment representing a strategic business unit that offers different products and serves different markets as detail:

- ▶ Mobile phone, laptop and electronic equipment;
- ▶ Foods and FMCGs;
- ▶ Others

The following tables present revenue and profit and certain assets and liability information regarding the Group's business segment:



NOTES TO THE INTERIM CONSOLIDATED FINANCIAL STATEMENTS (continued)  
as at 30 June 2025 and for the six-month period then ended

### 33. SEGMENT INFORMATION (continued)

#### *Business segment* (continued)

	<i>Mobile phone, laptop and electronic equipment</i>	<i>Foods and FMCGs</i>	<i>Others</i>	<i>Eliminations</i>	<i>Total</i>	<i>VND</i>
<b>Current period</b>						
<i>Revenue</i>						
External customers	50,091,282,489,603	22,581,881,434,520	1,081,763,154,056	-	73,754,927,078,179	
Inter-segment elimination	140,512,131,384	2,428,781,659	1,535,683,129,719	(1,678,624,042,762)	-	
<b>Total revenue</b>	<b>50,231,794,620,987</b>	<b>22,584,310,216,179</b>	<b>2,617,446,283,775</b>	<b>(1,678,624,042,762)</b>	<b>73,754,927,078,179</b>	
Gross margin of segment					14,769,111,275,361	
Unallocated expenses					(11,522,555,429,647)	
Profit before income tax, financial income and financial expense					3,246,555,845,714	
Finance income					1,462,125,914,896	
Finance expense					(741,477,631,349)	
Shares of loss of jointly controlled entity					14,251,405,074	
Other losses					(18,589,391,739)	
Accounting profit before tax					3,962,866,142,596	
Current income tax expense					(767,833,273,935)	
Deferred tax income					10,330,020,925	
<b>Profit after tax for the period</b>					<b>3,205,362,889,586</b>	
<b>As at 30 June 2025</b>						
<i>Assets and liabilities</i>						
Segment assets	54,148,893,342,087	13,755,335,680,219	13,130,390,021,936		81,034,619,044,242	
Unallocated assets					(33,219,796,474)	
<b>Total assets</b>					<b>81,001,399,247,768</b>	
Segment liabilities	34,812,977,166,116	6,979,804,104,768	9,192,453,080,032		50,985,234,350,916	
<b>Total liabilities</b>					<b>50,985,234,350,916</b>	

NOTES TO THE INTERIM CONSOLIDATED FINANCIAL STATEMENTS (continued)  
as at 30 June 2025 and for the six-month period then ended

**33. SEGMENT INFORMATION** (continued)

**Business segment** (continued)

	Mobile phone, laptop and electronic equipment	Foods and FMCGs	Others	Eliminations	Total
					VND
<b>Previous period</b>					
Revenue	44,866,697,487,122	19,421,077,705,227	1,332,788,191,170	-	65,620,563,383,519
External customers	146,792,324,170	2,368,194,444	1,736,823,927,230	(1,885,984,445,844)	-
Inter-segment elimination					
<b>Total revenue</b>	<b>45,013,489,811,292</b>	<b>19,423,445,899,671</b>	<b>3,069,612,118,400</b>	<b>(1,885,984,445,844)</b>	<b>65,620,563,383,519</b>
Gross margin of segment	8,824,134,537,137	4,867,606,770,081	328,588,805,381	-	14,020,330,112,599
Unallocated expenses					(11,559,571,343,587)
Accounting profit before income tax, financial income and expense					2,460,758,769,012
Finance income					1,165,418,234,327
Finance expense					(668,953,020,083)
Share of loss of associates					(47,166,852,025)
Other loss					(187,810,772,758)
Accounting profit before tax					2,722,246,358,473
Current income tax expense					(652,010,179,411)
Deferred tax expense					5,121,421,828
<b>Profit after tax for the period</b>					<b>2,075,357,600,890</b>
<b>As at 31 December 2024</b>					
Assets and liabilities					70,321,957,393,963
Segment assets	47,900,323,904,448	11,432,641,286,535	10,988,992,202,980	-	115,818,327,641
Unallocated assets					
<b>Total assets</b>					<b>70,437,775,721,604</b>
Segment liabilities	29,478,138,627,853	5,325,474,332,011	7,512,585,937,885	-	42,316,198,897,749
<b>Total liabilities</b>					<b>42,316,198,897,749</b>

NOTES TO THE INTERIM CONSOLIDATED FINANCIAL STATEMENTS (continued)  
as at 30 June 2025 and for the six-month period then ended

**34. OFF BALANCE SHEET ITEM**


	30 June 2025		31 December 2024	
	Original currency	VND equivalent	Original currency	VND equivalent
USD	<u>13,930.70</u>	<u>363,396,240</u>	<u>51,705.15</u>	<u>1,070,555,131</u>

**35. EVENTS AFTER THE BALANCE SHEET DATE**

There is no significant matter or circumstance that has arisen since the balance sheet date that requires adjustment or disclosure in the interim consolidated financial statements of the Group.



Vo Thi Phuong Thao  
Preparer



Ly Tran Kim Ngan  
Chief Accountant



Vu Dang Linh  
General Director



Ho Chi Minh City, Vietnam

28 August 2025